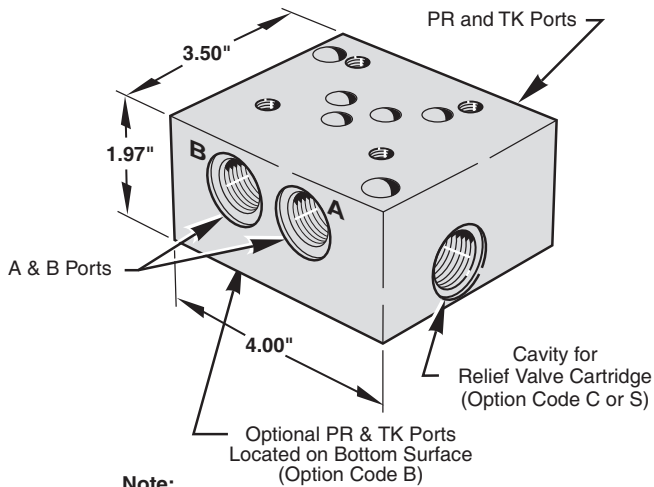


### Application:

Subplate used for mounting directional valve with NFPA D05 Interface.

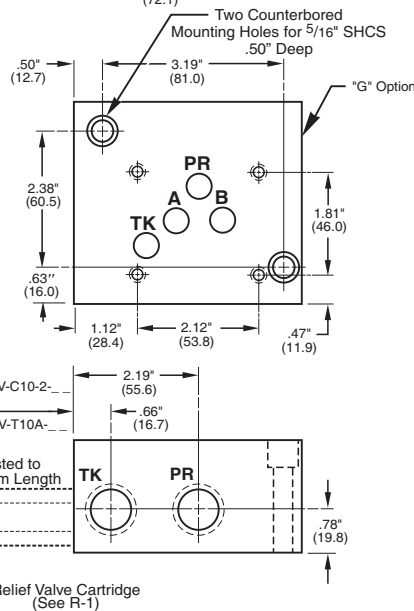
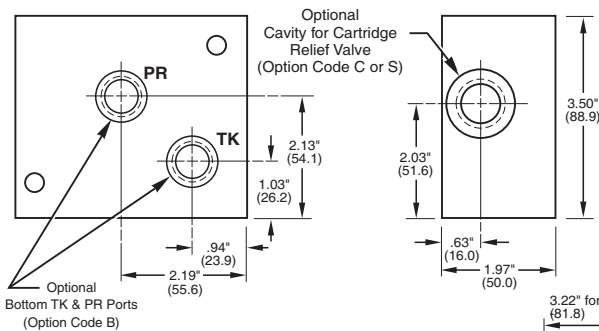
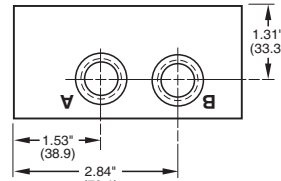
A & B ports on a common side, PR & TK ports on opposite side.

Optional features include cartridge relief valve cavity with the tank and pressure connections on the bottom surface to allow plumbing directly through the reservoir top.



**Note:**

Part no. includes the subplate only. Order relief valve cartridge separately.



* Thread Code	PR, TK, A & B
P6	3/8" NPT
S6	#6 SAE
B6	3/8" BSPP
T6	3/8" BSPT
M6	M14 x 1.5
P8	1/2" NPT
S8	#8 SAE
B8	1/2" BSPP
T8	1/2" BSPT
M8	M18 x 1.5

3

## MAGNALOY D05 SUBPLATE PART NUMBER BREAKDOWN

**S P - A 0 5 P 6 - 1 / B Z**

Product Code  
SP - Subplate

Material Code  
A - Aluminum  
S - Ductile/Steel

NFPA Pattern Code  
05 - D05

Thread Code  
P - NPTF Pipe  
S - SAE O'Ring  
B - BSPP British Parallel  
T - BSPT British Taper  
M - Metric ISO 6149  
(See Port Chart for Standard Sizes)

Options  
Z - No Relief Cavity  
B - Bottom PR-TK Ports (W/Side PR & TK)  
C - Relief Valve Cavity C-10-2  
G - Gauge Port #4 SAE or 1/4 NPTF  
S - Relief Valve Cavity Sun T-10A  
H - Hard Metric Threading (See Note 2, page 34)  
M - Soft Metric Threading (See Note 3, page 34)  
Note: For more than two combined options, consult factory.

Design Series