

Integrated Circuit Manifold D05 Solenoid Activated Regeneration Module

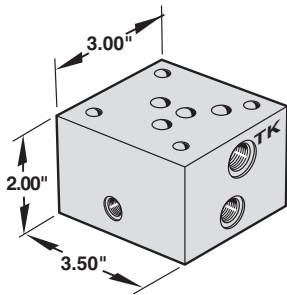


The integrated circuit modules, Number IC-A05x31-0 and IC-S05x31-0, provide a regeneration circuit where the oil is discharged from the rod end of a differential area, (2:1) cylinder is combined with the pump flow for rapid, regenerative, forward travel. The module must be mounted on a 2 station, D05, parallel bar manifold (see page 1-3) to complete the circuit assembly.

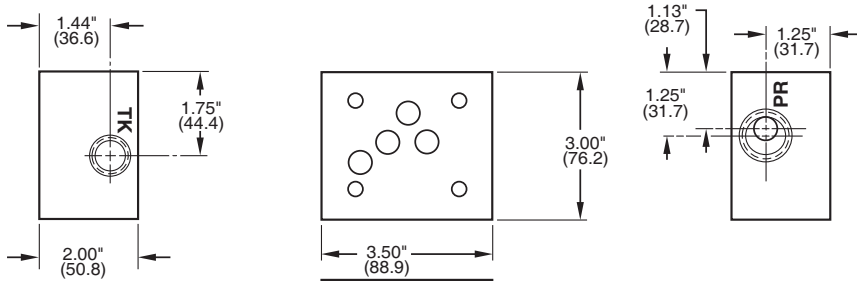
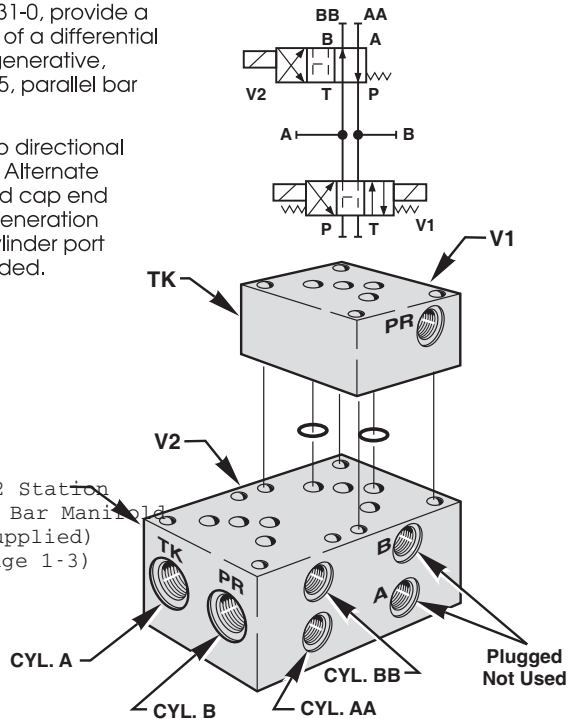
When the machine cycle requires full force, an electrical signal to directional control valve V2 redirects rod end flow to tank through valve V1. Alternate ports are provided for both the rod end connection (AA) (BB) and cap end connection (A) (B). This allows the designer to select whether regeneration occurs when V2 is energized or de-energized and a choice of cylinder port combinations. Ports not used should be plugged with plugs provided.

Valves Required

- V1 — Directional Control Valve (NFPA D05)
- V2 — Directional Control Valve, Spring Offset, Open Center Spoon Recommended (NFPA D05)



D05 - 2 Station Parallel Bar Manifold (Not Supplied) (See page 1-3)



Port Designation	IC-05P31-0	IC-05S31-0
Pressure Conn	1/2" NPTF	#8 SAE
Tank Conn	1/2" NPTF	#8 SAE
Cyl AA & BB	1/2" NPTF	#8 SAE
Cyl A & B	3/4" NPTF	#12 SAE

Part Number	
SAE	IC-A05S31-0 Aluminum IC-S05S31-0 Ductile/Steel
NPT	IC-A05P31-0 Aluminum IC-S05P31-0 Ductile/Steel

Supplied Hardware
O-Rings — Viton (2) 5/8" OD x 1/2" ID x 1/16" CS
O'Ring Pocket for 5/8" O.D. O'Ring 2 - Places



MAGNALOY IC MANIFOLD PART NUMBER BREAKDOWN

